



The Twelfth International Conference on Creative Content Technologies
CONTENT 2020
October 25, 2020 to October 29, 2020 - Nice, France

**Computation
World
2020**

Panel:

Dealing with Complexity of the Data

(Main Features, Vision, Sensing, Trustfulness, Stability, ...)

Chair

Hans-Werner Sehring, Tallence AG, Germany hans-werner.sehring@tallence.com

Panellists

Hans-Werner Sehring, Tallence AG, Germany hans-werner.sehring@tallence.com

Alexander Mirnig, Center for Human-Computer Interaction, University of Salzburg, Austria alexander.mirnig@sbg.ac.at

Miki Namatame, Tsukuba University of Technology, JPN miki@a.tsukuba-tech.ac.jp

Technical Co-Sponsors and Logistic Supporters

T // ENCE





Panel 2

Dealing with Complexity of the Data

(imperfect classifiers, approximate data, volatile data, time-sensitive data, tentative patterns, evolving datasets, etc.)

Computation
World
2020

Panellist Position

Do you know what I mean? – How to transport information over time and context

Hans-Werner Sehring, Tallence AG, Germany hans-werner.sehring@tallence.com



- Information is obtained from data by means of (subjective) interpretations.
- Data has been created in some context, and it is processed in different and changing contexts.
- One needs to know processes and data provenance in order to integrate data from different sources.
 - When looking at data, I need to know processes and provenance that led to its current state.
 - When representing information, I need to target it at my audience.
 - Conceptual models behind generation and utilization of data are required for the management of complex data.



Panel 2

Dealing with Complexity of the Data

(imperfect classifiers, approximate data, volatile data, time-sensitive data, tentative patterns, evolving datasets, etc.)

Computation
World
2020

Panellist Position

Reliability Displays – Do you even trust yourself and why should I?

Alexander Mirnig, Center for Human-Computer Interaction, University of Salzburg, Austria

alexander.mirnig@sbg.ac.at

- Predictive Systems, process management (e.g., BIM)
- Input based on individual data sets, heuristics
- Fluctuations in data quantity and quality
- Inconsistent reliability of data basis and predictions made on said basis

→ Trust calibration via >>Reliability Displays<<

→ Self-assessment by system and providing information to enable external assessment by system operator

→ Allow adjusting expectations into reliability of system output – both overall and individual





Panel 2

Dealing with Complexity of the Data

(imperfect classifiers, approximate data, volatile data, time-sensitive data, tentative patterns, evolving datasets, etc.)

Computation
World
2020

Panellist Position

Teaching Materials to Train Deaf or Hard-of-Hearing Curators in Museums

Miki Namatame, Tsukuba University of Technology, JPN miki@a.tsukuba-tech.ac.jp

- A museum is an institution open to the public (for education, study, and enjoyment)
 - Visitors with hearing impairment need curators with the same language and culture
 - Create special content for nurture curator with hearing impairment
 - 1: Superimposition of descriptions and speech recognition
 - 2: Video with subtitles and multiple captioned
 - Equipped on tablet devices
- 1 can use to correctly indicate exhibition points
- 2 can solve the time lag between the speaker and the interpreter
- Effectiveness of the training material should be evaluated



TΛ//ENCE

DO YOU KNOW WHAT I MEAN? – HOW TO TRANSPORT INFORMATION OVER TIME AND CONTEXT

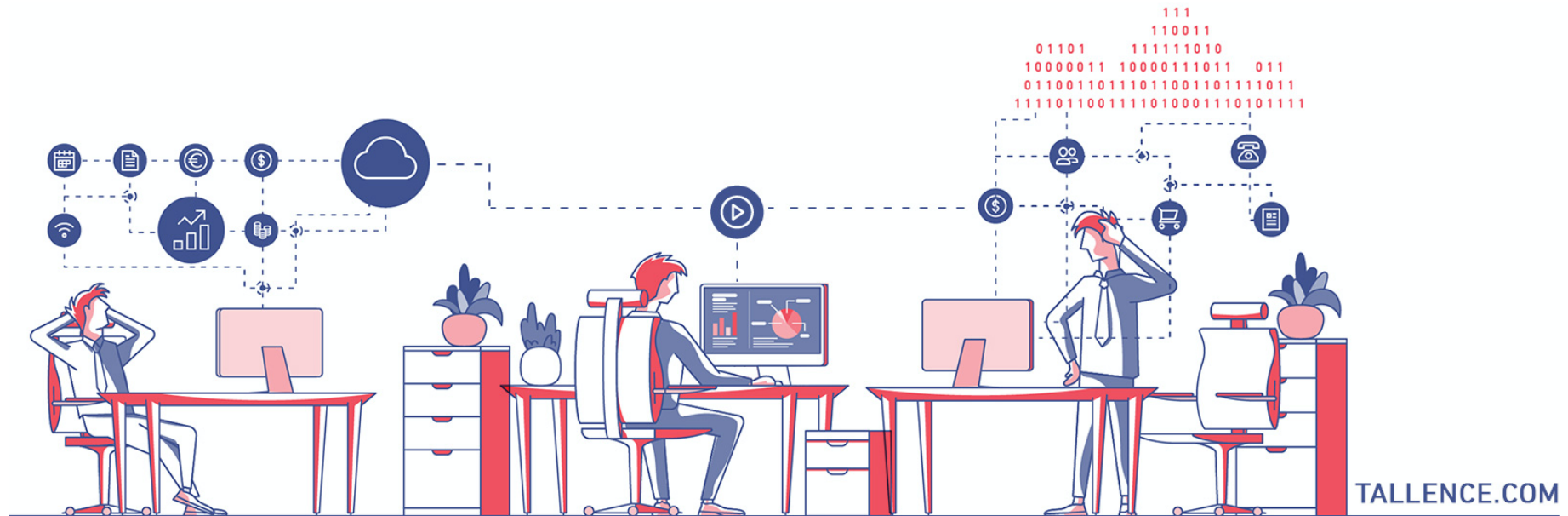
Panel Dealing with Complexity of the Data

Computation World 2020

25 October 2020, Hans-Werner Sehring

// Communication and information systems

In the digital sense: Transporting information over space, time, and context



Sender

represent (information, semantics₁) = data

Receiver

information = *interpret* (data, semantics₂)

// Dealing with communication

Many disciplines looked at this

> **Linguistics:**

- > Sender and receiver both have a semantic model
- > Syntax of representation
- > Pragmatics of communication

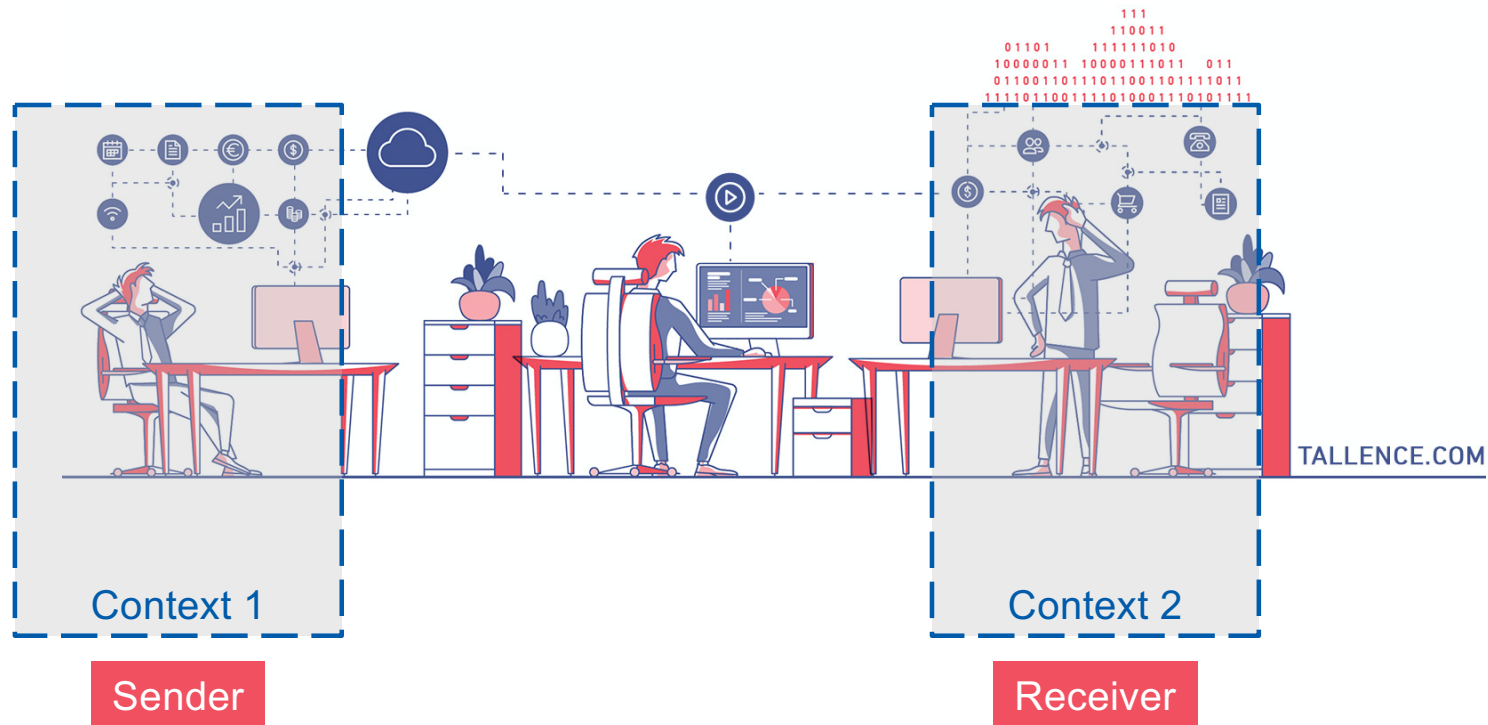
> **Semiotics:** sender and receiver exchange a sign for some content

> **Computer science perspective:**

- > Information is represented as data using a representation function of the sender
- > The data has some “neutral” form that is used for transmission (Marshalling)
- > An interpretation function transforms the data into the internal representation of the receiver

> Etc.

// Subjectivity of information



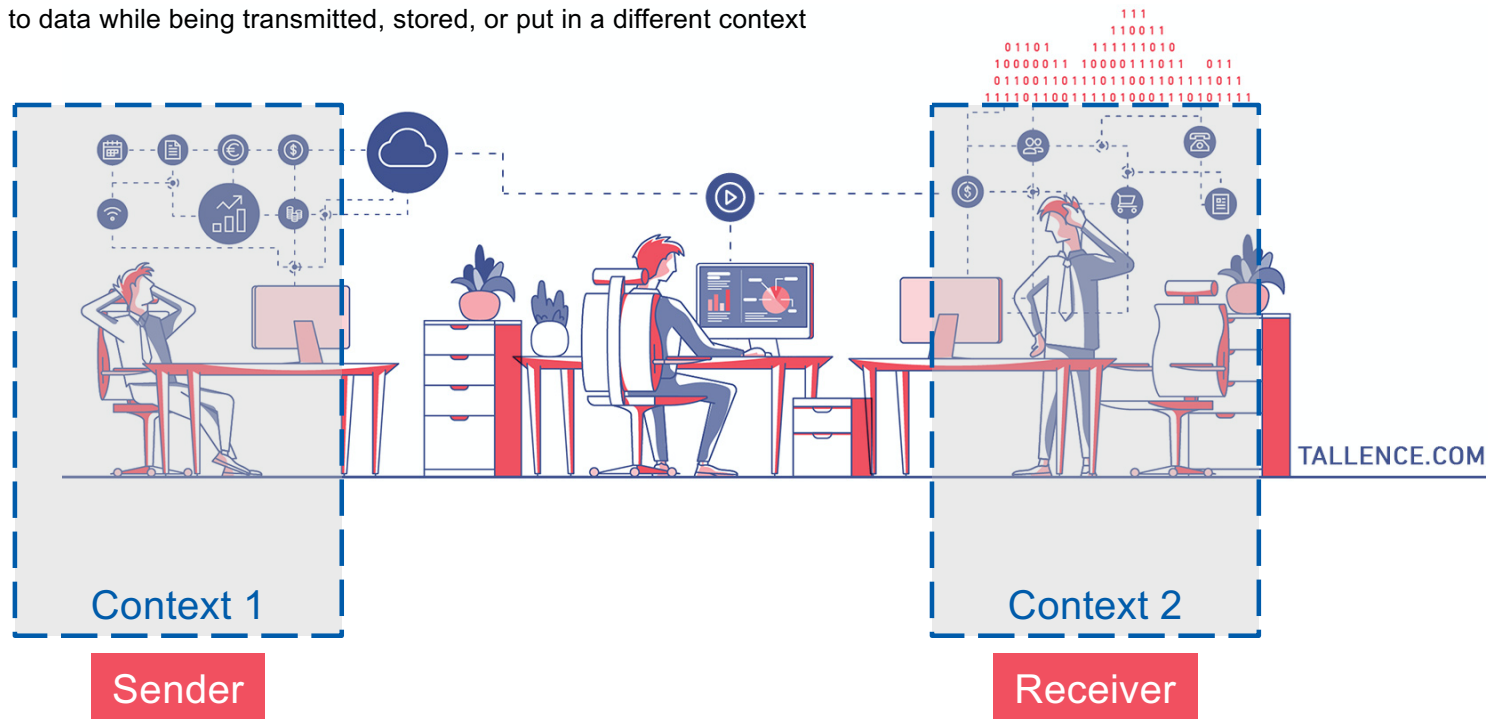
Example:

represent (“expensive”, student) = “\$100”

interpret (“\$100”, billionaire) = “cheap”

// Evolution of data

Things happen to data while being transmitted, stored, or put in a different context



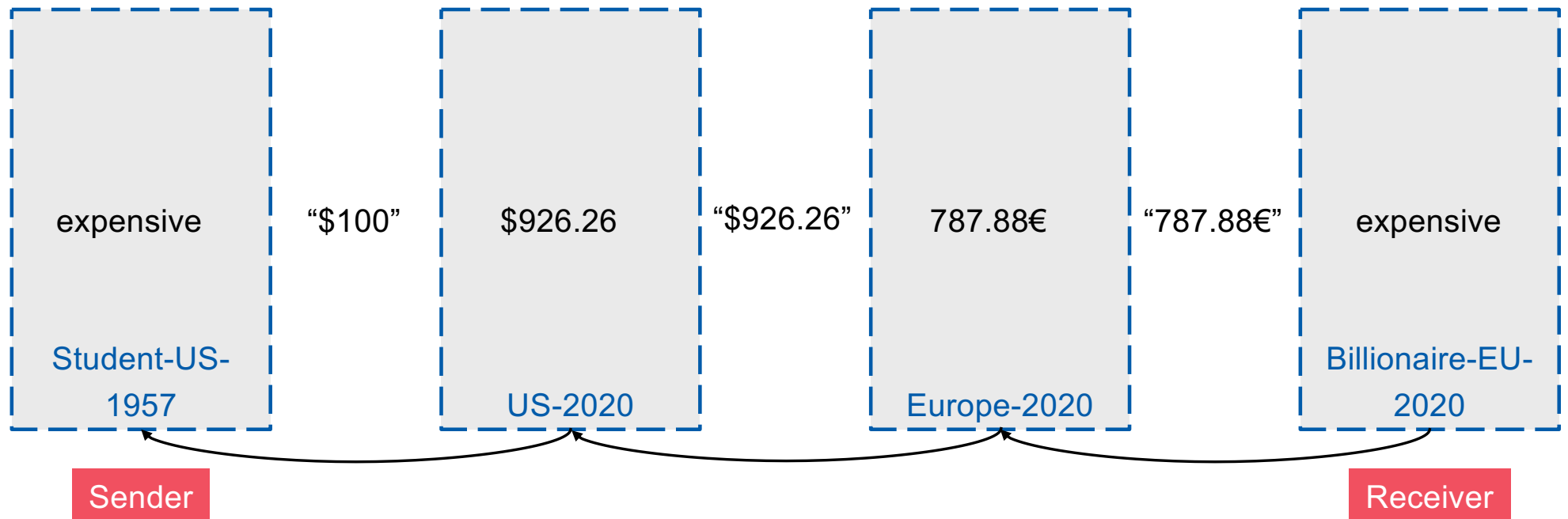
Example:

represent (“expensive”, student) = “\$100” → “\$926.26” → “787.88€” → *interpret* (“787.88 €”, billionaire) = “some European price tag”

Inflation Europe

// Recording the history of data

The process of data evolution carries information in itself



// Communicating the history of data

Didn't we just leverage the problem to another level

- > Sender and receiver do not only need to have Pragmatics of communication, they need a mutual understanding for all the contexts in which data was processed.
- > We did some research under the topic of Concept-oriented Content Management.
But more researched is needed for today's forms of data utilization.
- > Basically, either:
 - > Sender and receiver have a common understanding of the presentation of processing history, and the complete history of data is known.
This is how software configuration management, e.g., Git, works.
 - > The receiver starts to uncover the history of data when interpreting it. Chance to learn from other disciplines.
 - > Learn from History about processes.
 - > Understand subjectivity of interpretations from the Humanities.

T//ENCE

THANKS.

Hamburg

Tallence AG
Neue Gröningerstraße 13
20457 Hamburg

T +49 40 36 09 35 100
F +49 40 36 09 35 200
info@tallence.com

Frankfurt/Main

Tallence AG
Walther-von-Cronberg-Platz 1
60594 Frankfurt am Main

T +49 69 401 50 76 60
F +49 40 36 09 35 200
frankfurt@tallence.com

Karlsruhe

Tallence AG
Erbprinzenstraße 23
76133 Karlsruhe

T +49 721 38 13 49 10
F +49 40 36 09 35 200
karlsruhe@tallence.com

Görlitz

Tallence AG
Neißstraße 27
02826 Görlitz

T +49 40 36 09 35 100
F +49 40 36 09 35 200
goerlitz@tallence.com

Marburg

Tallence AG
Am Grün 40
35037 Marburg

T +49 40 36 09 35 100
F +49 40 36 09 35 200
info@tallence.com

Reliability Displays: Do you even trust yourself and why should I?

Position slides, Alexander Mirnig, Center for HCI,
University of Salzburg, Austria

With contributions from:

Peter Fröhlich, Johann Schrammel, Michael Gafert
Center for Technology Experience
AIT Austrian Institute of Technology GmbH

Damiano Falcioni
BOC Asset Management GmbH

On Trust and Trustworthiness



Trust:

- A relation between two agents, in which one (trustor) depends on the achievement of the other agent's (trustee) goals.
- Characterized by uncertainty, vulnerability = risk

Trustworthiness:

- A characteristic expressing how likely (or unlikely) the trustor should expect the trustee

Trustworthiness Indicators



Trustworthiness:

Top-down communication

- First, I make you trust me
- Then I'll try and make sure to work well enough to actually satisfy the trust you have put into me

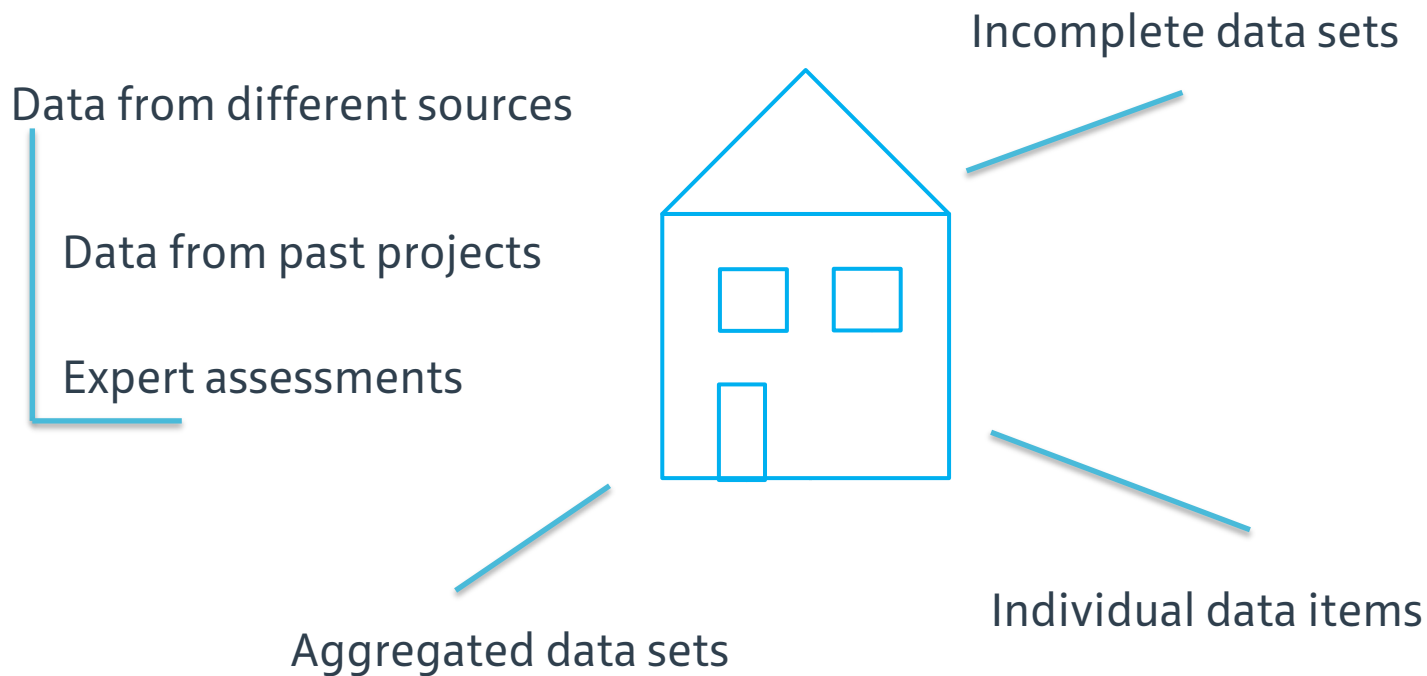
But is that how it should work?

No!

Context: BiM



Business Information Modeling



The (Pro-)Position



- Different users, temporal distance between instances (both for data items themselves and times they are entered), heterogenous pool of data feeding the system
- Data quantity and quality expected to be inconsistent
- Inconsistent reliability of data basis and predictions made on said basis as a result

The (Pro-)Position



Allow the user to make the call on whether (and how much) to trust the system's output

- In addition to the data and predicted values, calculate **reliability score** for each output
- Communicate this to the user via **reliability** displays
- Enable informed use of system with degree of caution on user's side adjusted appropriately

→ "Co-Worker Metaphor"

Contact

Alexander G. Mirnig

Center for Human-Computer Interaction
University of Salzburg

Jakob-Haringer-Straße 8 / Techno 5
5020 Salzburg

+43 662 8044/4834
alexander.mirnig@sbg.ac.at

Video Teaching Materials to Train Deaf or Hard-of-Hearing Curators in Museums

Miki Namatame¹ and Masami Kitamura¹

Email: miki@a.tsukubai-tech.ac.jp, m-kitamr@a.tsukubai-tech.ac.jp



¹Department of Industrial Information

Tsukuba University of Technology, JAPAN

PURPOSE AND SOLUTION

- Improving the information accessibility of museums
- Facilitating Science communication
- Focusing on visitors who used sign language



- Training a curator to offer explanations via sign language



OBSTACLE OF TRAINING

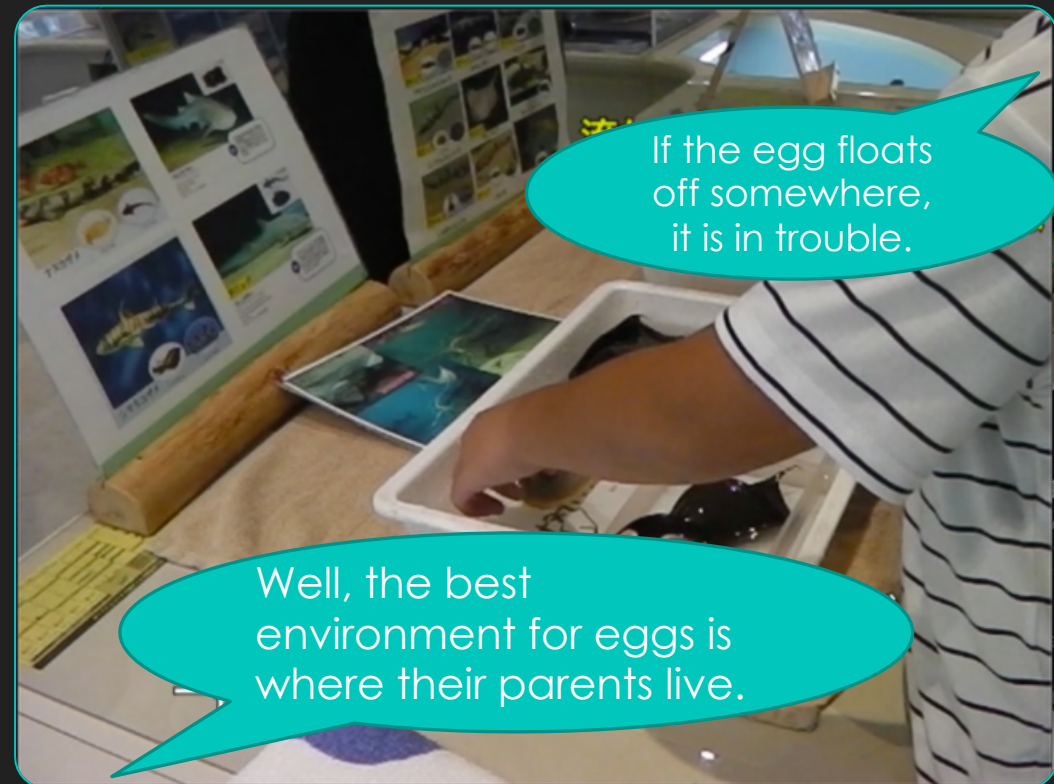
- Deaf or HOH trainees are unable to see the sign language interpreter, instructor's movements, and materials at the same time.



- Recording the lesson and creating a video with captions for review
- The materials can be operated on a tablet device

WHY IS TRAINING DIFFICULT?

- The voice conversation between the customer and the curator was fast and simultaneous.
- The voice conversation was conducted with the face turned down as the user touched several materials, one after the other.
- The trainee was unable to lip-read because the speakers' faces were turned down.
- The time lag between the conversation and the interpreter's actions had disastrous consequences.



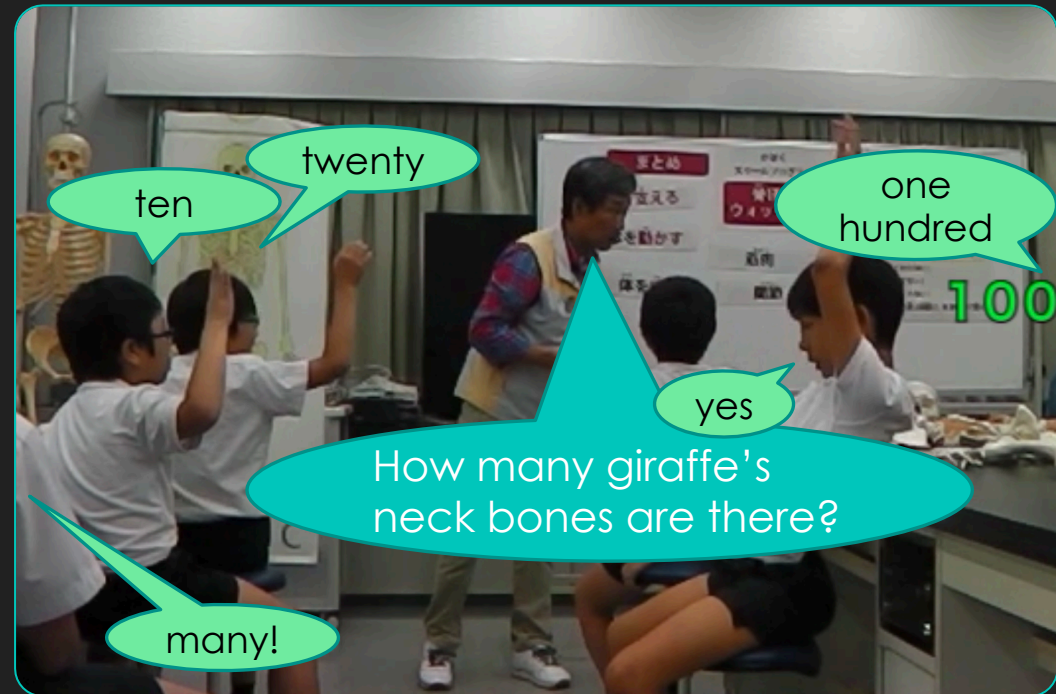
TRAINING MATERIALS DESIGN

- Technical approach : automatic speech recognition
- Photographed the materials to be touched on the spot with the transcribed text that was then superimposed on the images.
- Composite images were saved on tablet devices.



WHY IS TRAINING DIFFICULT?

- The scenario involved several technical terms.
- The trainee did not know why the instructor was making such remarks because he was unable to hear the unspecified number of students' voices.
- The trainee was unable to comprehend the instructor's conversation for encouraging students' awareness, in real-time.
- The time lag between the conversation and the interpreter's actions had disastrous consequences.



TRAINING MATERIALS DESIGN

- Technical approach : authoring
- Video materials for the lecture, which were divided in the unit according to the scenarios.
- Contents consisted of multiple captioned videos.
- The trainee selected the necessary units from the menu and could study freely.



FEATURES OF TRAINING MATERIALS

- Technologies for superimposition of descriptions and speech recognition were suited to real-time communication about exhibits because they can indicate exhibition points correctly.
- Video teaching materials were suited to self-learning because they can also reproduce subtitles to solve the time lag between the speaker and the interpreter and help Deaf or HOH individuals to understand conversations.

CONCLUSION AND FUTURE WORKS

- Training materials using media technology were essential for training curators with hearing impairment.
- Such types of content are adaptable and flexible for use in other types of scenarios or different educational contexts.



- Evaluate the effectiveness of such training materials for Deaf or HOH trainees
- Add sign language descriptions for the video training material

Video Teaching Materials to Train Deaf or Hard-of-Hearing Curators in Museums

Miki Namatame¹ and Masami Kitamura¹

Email: miki@a.tsukubai-tech.ac.jp, m-kitamr@a.tsukubai-tech.ac.jp



¹Department of Industrial Information
Tsukuba University of Technology, JAPAN

#Supported by JSPS KAKENHI Grant Number 18H01046